



KONICA MINOLTA

YOU

WANT TO OFFER YOUR CUSTOMERS
MORE VALUE AND CREATIVITY



WE

HELP YOU CREATE
PERSONALISED
MULTI-SENSORY
APPLICATIONS



Giving Shape to Ideas

MGI
Digital Technology

JETVARNISH 3DS

JETVARNISH 3D *Evo*
Digital varnish & iFOIL

JETVARNISH 3D
Digital varnish & iFOIL

VARIABLE DATA FOILING FOR A TACTILE EXPERIENCE





While special effects, such as spot gloss, clear dimensional printing or a metallic and shiny look-and-feel, could also be created with the conventional production methods of the past, this was inefficient and time-consuming – ruling it out for short-run jobs under tight timelines. However, with today’s innovative inkjet technologies and inline foiling systems, such creative prints with outstanding effects can now easily be offered to a broader clientele.

The MGI digital varnish & hot-foil technology turns printed jobs into spectacular and irresistible print products that will immediately catch your customers’ and their customers’ attention. With the digital varnish technology, you’ll find it easy to spot coat digital prints, highlight defined areas, or add 3D effects – all of which helps you to offer attractive and vivid print products that provide a tactile experience. What’s more, the combination with the inline hot foiling module iFOIL gives you a wide choice of colours and brilliant effects.

4

EASY STEPS

ENABLING YOUR BUSINESS

STEP 01.

IDENTIFY

UNDERSTAND THE OPPORTUNITY

As the print and communications market continues to evolve, it is paramount to add value to print. Producing high quality prints is market standard today, but adding digital spot coating and foiling makes prints stand out! This is a unique opportunity that will enhance the profitability of your business. We offer

STEP 04.

IMPLEMENT

MAKE IT HAPPEN

We continue to work with you during and after the implementation – so that you keep benefitting from our knowledge, expertise and innovation. To ease your smooth adaptation to changing market conditions, our team of business consultants will continue to support your investment, suggesting new ideas and regular innovation.

Professional services

After your decision to invest, our teams will work with you to map out a schedule of implementation showing in detail at what stage which steps will be carried out.

you up-to-date market information on the trends in our industry and explain how digital spot coating and foiling impact the print market. This information gives you deeper insights into this business opportunity showing you how digital spot coating and foiling can help you stay ahead of your competitors.

STEP 02. ASSESS

DEFINE THE NEED

We support you in assessing where your company stands with regard to actively offering the added value of spot gloss, dimensional special effects or metallic. Once you know how this may benefit your customers, you need to get clear on the practical implications.

On top of a specific assessment of your business, our dedicated business development managers and consultants can provide you with a 360-degree view in an easy-to-understand report, highlighting what the opportunities for spot-coating and foiling are in your business.

1234

DIGITAL III
enabling your business

For more details please visit: <http://digital1234.konicaminolta.eu>.

Training

Our customer training development teams support your learning and development programme, and give you detailed feedback so you can measure the progress of your team. We do not only look at using the system but also in selling the applications and calculating to make most out of your investment.

Service

Our trained software service teams and service technicians are highly skilled and have a network of call centres to fall back on.

STEP 03. JUSTIFY

WORK OUT THE PLAN

Konica Minolta has invested in support teams that work with you to help maximise your return on investment. We have created an ROI calculator for the digital varnish & hot-foil technology, making it easy to take existing print jobs and

understand the accurate cost of adding varnish and 3D elements to a job. The calculation takes into account materials, labour, running costs, investment costs and crucially the bottom line profit.

MARKET TRENDS

There is no longer much money to be made in printing “me-too-products”; the only way for you to achieve worthwhile profits is to take your creativity to a new level. This is where varnishing and foiling come in – disruptive technologies that enable you to increase your profits without getting out of your comfort zone.

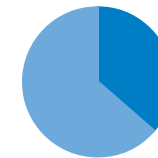
THE IMPACT OF VALUE ADDED FINISHING ON DIGITAL PRINTING

Digital production printing in Western Europe is expected to increase at an average growth rate of 5.1%* per year. Until now, technology for finishing did not keep up with the trends in digitalisation. With our digital solutions for tactile finishing, Print Service Providers’ profit margins on digital print enhancement can be very high (50% to 400% **) resulting in a quick return on investment (ROI).

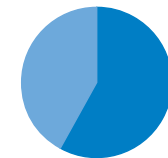
* W. Europe Production Printing Application Forecast: 2015-2020

** Beyond CMYK: The Use of Special Effects in Digital Printing, KeyPoint Intelligence (InfoTrends), 2016

GLOBAL DIGITAL PRODUCTION COLOUR PRINT VOLUME BY TECHNOLOGY




2013



2018

SOURCE: INFOTRENDS GLOBAL PRODUCTION PRINTING & COPYING MARKET FORECAST: 2013-2018

- **PACKAGE DESIGN** has evolved into a key marketing tool
- **TACTILE EFFECTS** on product packages may increase sales of the product and even contribute to the overall brand image of a product
- **TOUCH** may increase impulse and unplanned purchases
- **FEELING** an object increases the perceived ownership and leads to greater valuation of the object¹



THE LONGER INDIVIDUALS FOCUS ON AN ITEM, THE MORE LIKELY THEY ARE TO CHOOSE THAT ITEM AND TO GIVE IT A HIGHER LIKING RATING.²

TOTAL FIXATION DURATION³:
PACKAGES WITHOUT FOIL:



PACKAGES WITH FOIL:



PACKAGES WITH SPECIALTY PRINTING AND ENHANCEMENT HAVE MORE THAN 46% HIGHER QUALITY PERCEPTION.⁴

¹ Joann Peck & Suzanne B. Shu: “The effect of mere touch on perceived ownership” & Joann Peck & Jennifer Wiggins “It just feels good: Customers’ Active Response to Touch and Its Influence on Personation”

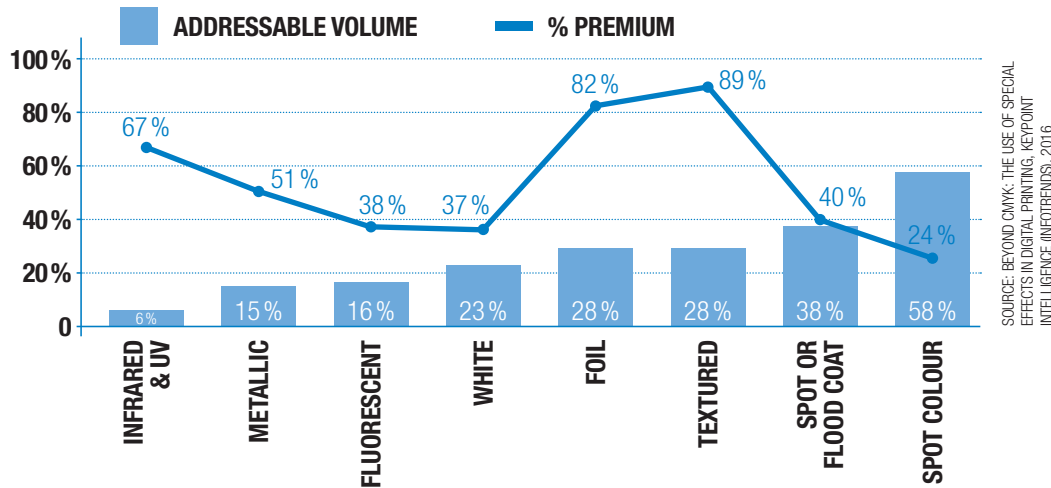
² Aradhna Krishna, Luca Cian, Nilüfer Z. Aydinoglu: “Sensory aspect of package design”, 2017

³ A 2013 Study Commissioned by the Foil & Specialty Effects Association; “An Initial Study into the Impact of High-Visibility Enhancements on Shelf Presence”

⁴ The Foil & Specialty Effects Association (FSEA); Whitepaper: “The impact of High-Visibility Enhancements on Shelf Presence: A second Study”

READINESS TO PAY MORE

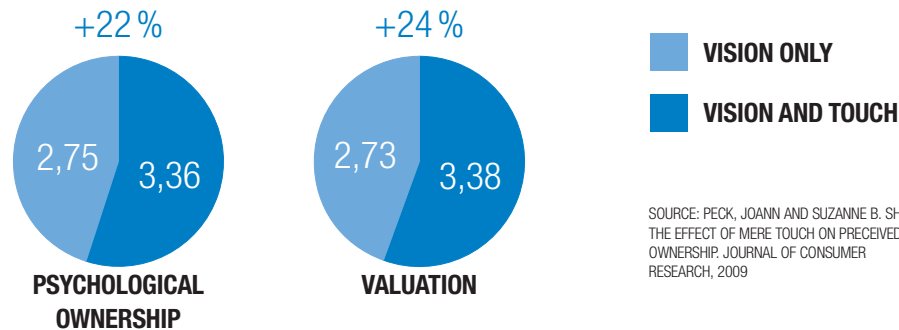
European print buyers indicate they are willing to pay a premium of up to 89% over CMYK only for digital print enhancements. Print buyers would accept the highest premiums for textured (89%), foiled (82%), and metallic effects (51%).



TACTILE SENSATION INCREASES IMPULSE PURCHASES

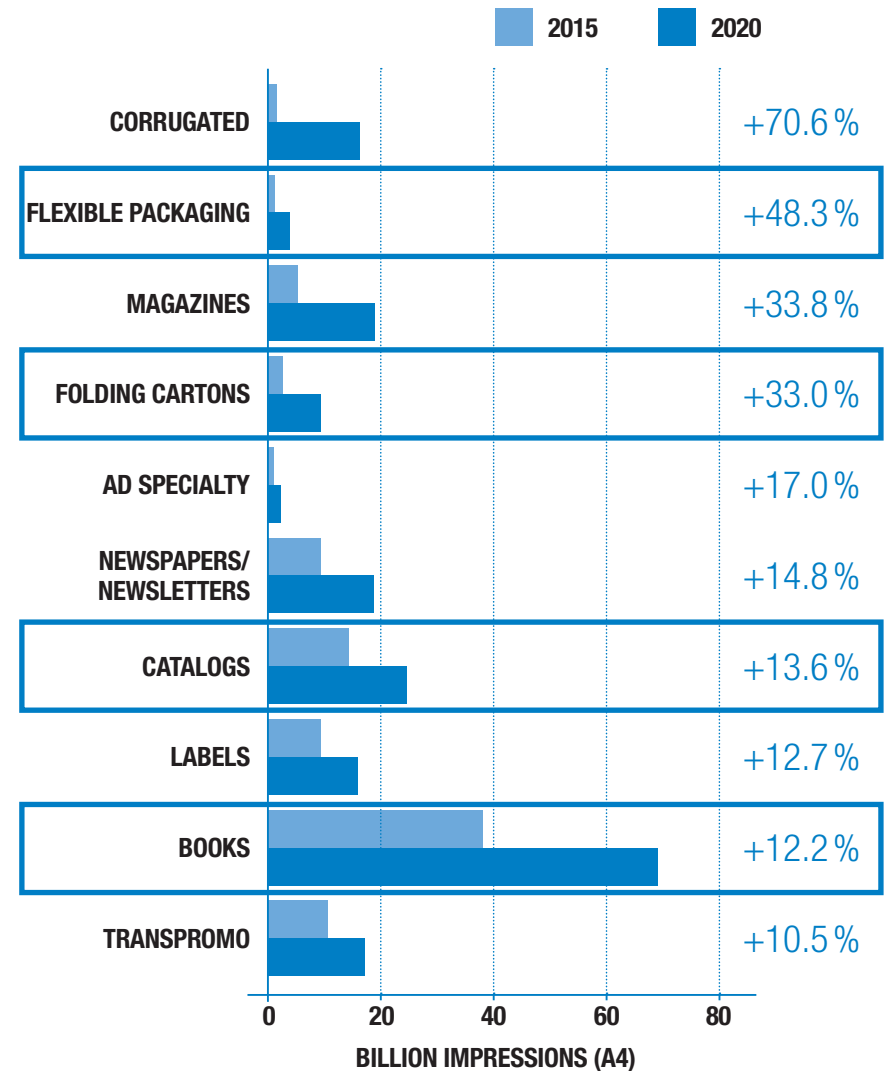
DEMONSTRATION OF THE ENDOWMENT EFFECT

Participants were asked to subjectively grade ownership and value on a 7-point scale



DIGITAL PRINT APPLICATION WILL INCREASE

Digital packaging is a very large sector of the printing industry, and one that is unaffected by the general move to electronic media. Publishing print applications such as books, catalogues and magazines, are expected to grow on a very large scale. These digital print applications are suitable for digital print enhancement like varnish and hot-foiling.



YOUR ADVANTAGES WITH THE JETVARNISH technology

KONICA MINOLTA PRINT HEADS

- With genuine Konica Minolta piezoelectric drop-on-demand print heads


ECO-FRIENDLY IN-LINE LED DRYER*

- On-the-fly drying & curing with integrated LEDs*
- No additional drying time required
- Ozone-free and without heat thanks to LED technology*
- Low power consumption

VARNISHING DIGITAL AND OFFSET PRINTS

- Varnishing directly on toner without lamination
- Varnishing on offset prints
- Accurate sheet-to-sheet registration with AIS SmartScanner
- Quick and easy setup supports digital printing business model





AIS SmartScanner SYSTEM

- Full page scanner to achieve the perfect registration on the fly
- Scans up to 300 reference points and corrects skew, stretch, shift, contractions and misregistration sheet by sheet
- No crop marks, less setup time, less waste

VARIABLE DATA VARNISHING & FOILING

- For personalised spot coating and foil applications
- High flexibility
- Exclusive look and feel

HIGH PRODUCTIVITY WITH SINGLE PASS PRINTING

JETVARNISH 3DS (WITH 1 ROW OF PRINT HEADS)**

- Up to 2,077 A3 sheets/ hour with a varnish thickness of 21 μm
- Up to 1,468 A3 sheets/ hour with a varnish thickness of 43 μm
- Up to 547 A3 sheets/ hour with a varnish thickness of 116 μm

JETVARNISH 3D EVOLUTION

- Up to 3,123 ISO B2 sheets per hour in all versions
- The Evo 75 can reach up to 4,200 ISO B2 sheets per hour
- Up to 2,291 ISO B1 sheets per hour

JETVARNISH 3D

- Up to 3,123*** B2 sheets size per hour (flat spot UV coating or 2D).


* JETVARNISH 3DS is equipped with the in-line LED dryer curing unit

** The optional 2nd print bar increases the speed or doubles the thickness

*** Speed can vary according to different printing parameters

BOOKS, BOOK COVERS, MAGAZINES, BROCHURES

Ability for on-demand printing and enhancing
to reduce storage logistics and costs



EXCLUSIVE BUSINESS CARDS, GREETING CARDS, HIGH-END INVITATIONS

New types of business cards or greeting cards with special effects on different substrates in small amounts



PACKAGING, CARTONS

Appealing and eye-catching packaging can be produced on-demand,
with the ability for personalization and versioning in small amounts



DIRECT MAILINGS, POSTCARDS



Eye-catching designs for more targeted mailings and personalization as a differentiator from electronic communication

OTHER APPLICATIONS

- Calendars (wire-o-type, strip type, table calendar, book calendar)
- Tickets (VIP tickets, admission tickets, etc.)
- Point-of-purchase material, promotional material



TYPICAL APPLICATIONS

For appealing and eye-catching print applications

10 GOOD REASONS

to invest into the digital varnishing
and hot-foiling technology:



TURN PLAIN PRINTED JOBS INTO REMARKABLE PRINTS

The digital varnish technology enables you to upsell your day-to-day print jobs and increase your profit. An even more appealing effect can be achieved by taking advantage of the reflective qualities of foil.



SIMPLIFY YOUR WORKFLOW

The MGI digital varnish & hot-foil technologies are the perfect, simple and straightforward solution to offer offline print enhancement. With the AIS SmartScanner, you can easily create print files with perfect front to back registration on every sheet –without the need for the operator to intervene.

SHORTEN YOUR LEAD TIMES

With the digital solution, you will reduce your setup times, which saves you time and money. There is no need to invest into expensive plates or dies.

All that's required is a digital file.

2

PERSONALISE WITH VARIABLE DATA FOILING

Make print jobs unique by personalising them with spot coating and foil applications.



DIFFERENTIATE YOURSELF

Add value to your existing print services and attract new customers by offering a wider variety of print and embellishment jobs.

5

UPGRADE YOUR SERVICES

Offer a broader range of substrates like matte or glossy laminated surfaces, layered paper, plastic, PVC and other coated materials.



TAKE ADVANTAGE OF THE TACTILE FINISHING AND CREATE A SENSORY EXPERIENCE

With the ability to apply variable varnish thicknesses in one single pass, you can easily create irresistible 2D and 3D applications with the look & feel effect

9

GO "GREEN" WITH ON-THE-FLY TECHNOLOGY

Integrated UV lamps provide "on-the-fly" drying and curing with lower energy consumption than traditional UV systems.

BE CREATIVE AND DEVELOP NEW PRINT APPLICATIONS

10

The smart combination of spot varnish and hot-foil stamping lets you create attractive 2D & 3D applications and impress your clients with individual designs – everyone will love what you do.

8

SMALL DIMENSIONS

The smart combination of varnishing and hot-foil stamping does not require much space and can be installed in any location.



TECHNICAL SPECIFICATIONS

MGI JETVARNISH 3DS & iFOIL S



JETVARNISH 3DS

MGI JETVARNISH 3DS

PRODUCT SPECIFICATIONS

Printing technology	MGI's exclusive inkjet engine technology; Drop-on-Demand (DoD) technology; Piezoelectric printheads, developed and manufactured by Konica Minolta; Single pass printing; Flexible & scalable printing architecture
Coating thicknesses	Depending on your file, the inks used and the type of surface of your sheet, the coating thickness can vary. On laminated and aqueous coating: 21 μm – 232 μm^* for 3D raised effects and tactile finish. On toner and coated paper: 30 μm – 116 $\mu\text{m}/232^*$ μm for 3D raised effects and a tactile finish
Production speed	In 2D/flat mode: Up to 2,077 A3 sheets per hour (with 21 μm) In 3D/raised mode: Up to 1,468 A3 sheets per hour (with 43 μm) Up to 547 A3 sheets per hour (with 116 micron)
Registration	SmartScanner coupled with Artificial Intelligence (AIS) for fully real-time automated sheet-to-sheet registration process. No crop mark required.
Formats	Min: 21 x 29.7 cm / 8 x 11.8" Max: 36.4 x 102 cm / 14.33 x 40.15" Max: Printable Width 35.3 cm
Substrate thickness	Min: 135 g/m ² and not less than 150 μm or 6 mil before printing & lamination Max: 450 g/m ² and not more than 450 μm or 18 mil before printing & lamination; Motorized height-adjustment print heads
Substrates**	Printing on most matte or glossy laminated surfaces, with or without aqueous coating, layered paper, plastic, PVC and other coated materials.
Varnish on toner	Spot 3DS coat directly onto most digital prints with no lamination or coating required.

UV coatings and capacity	3D varnish delivered with a 10-litre tank capacity
High capacity Automatic feeder	Feeder able to handle a paper pile up to 30 cm 2,500 sheets at 135 g/m ²
High pile output stacker	Stacker able to handle a paper pile up to 30 cm; 2,500 sheets at 135 g/m ²
Paper path	100 % flat paper path; Vacuum feed system; Air feed system; Automatic double sheet detection; In-line LED dryer “On-the-fly” drying & curing via integrated LED Spot Coated sheets can be immediately finished or handled, no additional drying time required
Front end system	Dedicated PC; CPU + touch-screen + keyboard/mouse; Ethernet connection 10/100/1000 BT (RJ 45); Built-in Application Software Suite; Comprehensive job queue management; Predictive printing cost calculator (coating consumption); Dedicated image editor to do local and fast image editing prior to production
Maintenance & remote technical support	Daily maintenance completed in less than 10 minutes Majority of procedures are automated; Automatic cleaning system; From cold start to production in less than 10 minutes; Remote troubleshooting & support via included video/web camera (high speed internet connection required)
Operator panel	Integrated user-friendly LCD touch-screen
Options	Twin bar option: 2nd print engine to increase 3D print speed and coating thickness, up to 232 µm variable data option. Variable data option: Complete system including RIP, barcode reader and MGI software to automatize the association between a pre-printed barcode and its specific spot coating file
Dimensions (L x W x H)	4.26 (5.47*) x 1.14 x 1.80 meter *(with the longest paper extensions installed) 1 metre clearance required on all 4 sides
Weight	± 1,100 kg
Electrical requirements	7.5 kW (32 A) at 220–240 V; 2 plug CEE/IP44; 32A (1P+N+E)
Operating	Temperature: 18 to 30°C Environment Relative humidity: between 35–55% (no condensation)
Respecting the environment	Eliminates resource waste (wasted electricity, paper and varnish); No plates (offset) or screens (screen printing); No cleanup or preparation between jobs; Drastic reduction in amount of consumables and use of bulk packaging; Coating without volatile solvent.

iFOIL S

PRODUCT SPECIFICATIONS

Production speed	Up to 2,298 A3 sheet size per hour (or 20 meters/min)
Formats	Min: 21 x 29.7 cm Max: 36.4 x 102 cm
Hot foil stamping area	32 x 102 cm
Substrate thickness	Min: 135 g/m ² and not less than 150 µm/6 mil before printing and lamination Max: 450 g/m ² and not more than 450 µm/18 mil before printing and lamination Motorised height-adjustment print heads
Substrates	Most matte or glossy laminated surfaces, with or without aqueous coating, layered paper, plastic, PVC and other coated materials Most digital prints without any lamination or coating
Foil rolls	Standard internal core: 1 inch - Min./Max. widths: 10/36 cm 400 meter length (average) Up to 2 rolls loaded simultaneously on the same holder 3” internal core is optional
Embossing	From 21 µm to 116 µm thickness From 21 µm to 232 µm thickness (Twin Bar optional)
Compatibility	Online module that connects to all JETVARNISH 3DS
Dimensions (L x W x H)	2.09 x 1.24 x 1.80 meter
Weight	± 850 kg
Electrical requirements	7.5 kW (32 A) at 220–240 V – 50/60 Hz 2 plugs CEE/IP44 32A (1P+N+E)
Options	High capacity stacker for paper stacking up to 60 cm paper height 3” core inch foil holder

The default sheet format is A3, unless otherwise stated

- 1) with an additional option installed
- 2) speed will vary according to printing parameter used
- 3) confirm substrate/toner compatibility with Konica Minolta

* With theTwin Bar

** The used substrate needs to be either coated or laminated. Otherwise the media is absorbing the varnish and the desired effect might get lost

TECHNICAL SPECIFICATIONS

MGI JETvarnish 3D EVO & iFOIL L



MGI JETVARNISH 3D EVOLUTION

SYSTEM SPECIFICATIONS

Printing technology	Exclusive MGI inkjet engine technology Drop-on-Demand (DoD) inkjet application Piezoelectric print heads in single pass printing
Coating thicknesses	Depending on the print file and substrate used, the coating thickness can vary from a traditional flat spot UV coating of 3** μm up to 232 μm for 3D raised texture effects and a tactile finish.
Production speed	Up to 3,123 ISO B2 sheets per hour in all versions The version Evo 75 can reach up to 4,200* ISO B2 sheets per hour (in landscape) and up to 2,291 ISO B1 sheets per hour
Registration	SmartScanner coupled with Artificial Intelligence (AIS) for a real-time fully automated sheet-to-sheet registration process No crop marks required
Formats	Min: 42 x 29.7 cm Max: 75 x 120 cm
Printable areas	Max: 54 x 118 cm or 73 x 118 cm
Substrate thickness***	Min: 135 g/m ² and not less than 150 μm before printing & lamination Max: 800 g/m ² and not more than 800 μm before printing & lamination

JETVARNISH 3D Evo
Digital varnish & iFOIL

Substrates	Enhancement on most** matte or glossy laminated surfaces, with or without aqueous coating, layered paper, plastic, PVC and other coated materials. The used substrate needs to be either coated or laminated. Otherwise the media will absorb the varnish and the desired effect might be lost
Varnish on toner	Spot 3D coat directly onto most** digital prints
UV coatings and capacity	1 coating tank for both 2D & 3D applications One high capacity tank of 18 litres “On-the-fly” tank changeover possible during production without any interruption and no waste
Automatic feeder	High capacity feeder for paper stacks of up to 60 cm height for 75 x 120 cm sheets*** Approximately 4,000 sheets at 135 g/m ²
Pallet stacker	Supports sheets of up to 75 x 120 cm size on pallet packaging
Paper path	100% flat paper path Vacuum feed system Air feed system Automatic double sheet detection
Front end system	Intuitive touchscreen software management suite controlled by a 27” monitor Job cost calculator, image editor, queue manager and reprint, camera and print head settings and reprint, dedicated controller for equipment settings and technical data Ethernet connection 10/100/1000 BT in RJ 45
In-line UV dryer	“On-the-fly” drying & curing via integrated UV lamps
Maintenance & remote technical support	Automated inkjet head cleaning and wiping Daily maintenance completed in less than 10 min Mainly automated procedures From cold start to production in less than 15 min Remote troubleshooting & support via included web video camera (high-speed internet connection required)
Operator panel	Integrated user-friendly LCD touchscreen

* With the 75cm/Evo kit.

** Confirm substrate/toner/metallic film compatibility with MGI.

*** Corona Surface Treatment Option might affect the thickness of media, which can be used on the MGI JETvarnish 3D EVO.

Please get in touch with Konica Minolta/MGI for any further details and an exact validation.

¹ Requires substrate above 42 cm width.

² Requires paper above 250 gsm/250 µm.

iFOIL L

PRODUCT SPECIFICATIONS

Production speed	Up to 2,300 B2 landscape sheets per hour
Formats	Up to 75 x 120 cm
Hot foil stamping area	Max: 74 x 119 cm
Substrate thickness	Min: 150 µm Max: 600 µm (standard), 800 µm (optional)
Foil rolls	Max. roll diameter and length: approx. 30 cm and from 400 to 2,000 meters of film; Up to 5 simultaneous film rolls on the same axis (with a minimum of 10 cm per roll); 2 cores available Change for: 1 inch as standard and 3 inches as option
Dry air	Requires air without oil at 6 bar (87 psi) & 24 m ³ /h (14 cfm)

MGI JETvarnish 3D Evolution + iFOIL L

PRODUCT SPECIFICATIONS

Dimensions (L x W x H)	Up to 12.72 x 1.86 x 1.84 meter (Evo 75 full options)
Weight	Approx. 4,524 kg
Electrical requirements	40 kW (63 A) at 400 Volts - 50/60 Hz + 20 kW (32 A) at 400 Volts - 50/60 Hz
Temperature	18 to 30°C
Relative humidity	between 30 and 50% (no condensation)

OPTIONS

Corona⁽¹⁾⁽²⁾ substrates treatment module	In-line system to optimise varnish adhesion on complex printed substrates
Variable Data Printing (VDP)	– Full variable data (text, graphic, image) for both 2D/3D spot coating and hot foiling areas – Integrated barcode (1D/2D) reader system & controller – Raster Image Processor (RIP) as an option
75 cm Evo kit for upgrade enhancement	Option of later update for printing of up to 75 x 120 cm sheet size

TECHNICAL SPECIFICATIONS

MGI JETvarnish 3D & iFOIL L



MGI JETVARNISH 3D

SYSTEM SPECIFICATIONS

UV Inkjet Technology	MGI's exclusive inkjet engine technology Drop-on-Demand (Dod) inkjet application Piezoelectric print heads in single pass printing Flexible & scalable architecture
Variable Coating Thicknesses	Depending on your file and the substrate used, the coating thickness can vary from a traditional flat spot UV coating of 3 microns (μm) up to 200 μm for 3D raised texture effects and a tactile finish
Production speed	Up to 3,123 ⁽¹⁾ B2 sheets size per hour for all versions
Registration	Left & right motorized registration side guides. Automatic registration using the built-in AIS SmartSanner technology for real-time management of entire sheet. No registration marks required Overall registration of ± 200 microns
Formats	Min: 21 x 29.7 cm / 8.37 x 11.7" (width x length) Max: 52 x 105 cm / 20 x 42" (standard) 64 x 120 cm / 25 x 47" (extended) ⁽²⁾
Printable areas	51 cm / 19" (standard) 56 cm / 22" (extended) ⁽²⁾
Substrate thickness	Motorized inkjet head height-adjustment Min: 135 gsm and not less than 150 μm / 6 mil before printing & lamination Max: Up to 600 gsm
Substrates Compatibility	Enhancement on most ⁽³⁾ matte or glossy laminated surfaces, with or without aqueous coating, layered paper, plastic, PVC and other coated materials. Spot 3D coat directly onto most ⁽³⁾ digital prints (ie. MGI Meteor)

UV Coatings and Yields

Several coating formulas available, one dedicated to 2D (flat coat) and the other for 2D/3D usage. The JETvarnish 3D comes standard with 2 coating tanks and 2 coating circuits allowing a quick changeover between coatings. Tanks have a high capacity volume (18 liters). "On-the-fly" tank refilling possible during production without any interruption and no waste.

Paper Path	100% flat paper path Vacuum feed system Air feed system Automatic double sheet detection
In-line UV Dryer	"On-the-fly" drying & curing via integrated UV lamps
Front End System	Intuitive touchscreen software management suite controlled by a 27" monitor. Includes functions for operators: Job cost calculator, image editor, queue manager and reprint, print-heads settings. Dedicated controller for equipment settings and technical data. Ethernet connection 10/100/1000 BT in RJ 45

iFOIL L

PRODUCT SPECIFICATIONS

Production speed	Up to 1,750 ⁽¹⁾ B2 sheets size per hour (or up to 25 m per minute - 65.6 ft per minute)
Films	Optimization system of film consumption
Film Rolls	Max. roll diameter and length: ± 30 cm/11.8" and from 400 to 2,000 meters of film (1,300 to 6,500 ft). Up to 5 simultaneous film rolls on the same axis (with a minimum of 10 cm/3.9" per roll) 2 cores available: 1 inch and 3 inches
Maximum Surface	Hot foil substrate surface can not exceed 51 x 104 cm ⁽⁴⁾ or 55 x 119 cm ⁽²⁾
Embossing	2D & 3D hot foil raised effects. The surface of the metallized film may be covered with a layer of varnish or another foil
Dry air	An onsite dry air system is necessary

⁽¹⁾ speed will vary according to printing parameter used.

⁽²⁾ with the pallet feeder and stacker option.

⁽³⁾ with the 75cm/29" Evo kit.

⁽⁴⁾ Confirm the substrate/lamination/toner/metallic film compatibility with your Konica Minolta Representative

⁽⁵⁾ Standard configuration

⁽⁶⁾ require paper above 250 Gsm/250 µm.

⁽⁷⁾ depending on the configuration selected.

OPERATING ENVIRONMENT

Temperature	18 to 30°C / 64 up to 86°F
Relative humidity	between 30 and 50% (no condensation)

REMOTE TECHNICAL SUPPORT & MAINTENANCE

- Daily maintenance completed in less than 10 min
- Majority of procedures are automated
- From cold start to production in less than 15 min
- Remote troubleshooting & support via included web video camera (high speed internet connection required)

OPTIONS

Corona⁽⁵⁾⁽⁶⁾ Substrates treatment module	In-line system to optimize varnish adhesion on complex printed substrates
Pallet Feeder	support sheets up to size 64 x 120 cm /25 x 47"
Pallet Stacker	support sheets up to size 64 x 120 cm /25 x 47"
Variable Data Printing (VDP)	– Full variable data (text, graphic, image) for both 2D/3D spot coating and hot foiling areas – Integrated barcode (1D/2D) reader system & controller – Raster Image Processor (RIP) as an option

MGI JETvarnish 3D + iFOIL L

PRODUCT SPECIFICATIONS

Dimensions (L x W x H)	Up to 12.72 x 1.76 x 1.93 meters ⁽⁷⁾ Necessary clearance: 1 meter on 4 sides. Up to ± 3,072 kg ⁽⁷⁾
Weight	Up to ± 3,072 kg
Electrical requirements	JETvarnish 3D: 400 Volts - 50/60 Hz, 32A (63A plug) iFOIL L: 400 Volts - 50/60 Hz, 25A (32A plug)

PRINTSAMPLE



Of Achievement

PROUDLY PRESENTED TO

Name

... nulla pariatur.
...a commodo
...a aliqua.
...g elit,





PROKOM – CONNECT WITH INDUSTRY CONSULTANTS AND GAIN VALUABLE INSIGHT

Konica Minolta is a proud supporter of the independent user association PROKOM, who offers its members the ability to connect with industry consultants and gain valuable insights.

Structured learning programs support all elements of your companies' business. From business planning through sales and marketing advice, you will have the opportunity to link in with the PROKOM team, connecting you with companies across both Europe and North America.

For more details please visit: www.prokom.org.



prokom



KONICA MINOLTA

Konica Minolta
Business Solutions Europe GmbH
Europaallee 17
30855 Langenhagen • Germany
Tel.: +49 (0) 511 74 04-0
Fax: +49 (0) 511 74 10 50
www.konicaminolta.eu

YOU



WE

ÉCRITS ÉPARS

